




* All images in this datasheet are for illustrative purposes only.


INDOOR LG LED SIGNAGE

LG LED All-in-One Essential Series

1 ALL IN ONE
All-in-one LED Screen

 Easy Installation & Quick Maintenance

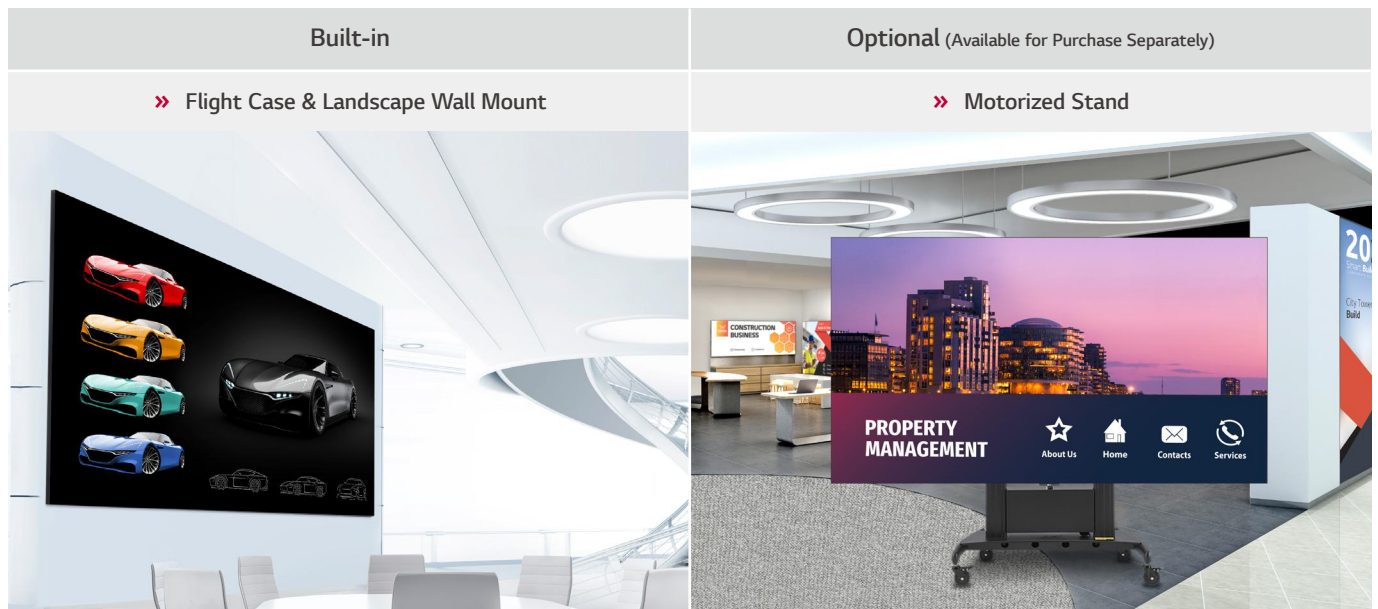
 Dedicated Accessories

 Power Saving Mode



All-in-one LED Screen

LG LED All-in-One Essential series is a 136-inch large screen which is offered as an all-in-one package including an embedded controller. Eliminating the prejudice that LED displays are difficult and complex to install, it doesn't require controller connections or module configuration. After a simple installation process, all you need to do is to turn on the screen with a remote control like home TV.



Dedicated Accessory Kits


The product is offered with the flight case which includes every necessary component including the landscape wall mount and tools for installation. The motorized stand is provided as an option, so that you can easily place it depending on your installation sites. With this stand, you can adjust a height of the screen including stand from 2.0 m to 2.5 m



* Fixing screws or installing wall mount / accessories is needed additionally.

Easy Installation

The installation process of the All-in-One Essential series is very simple. After securing two cabinets which are included in the flight kit, attach each LED display module to them. Lastly, plug in the power cable. This hassle-free installation saves time and labor, thereby making users handle the LED screen with ease.



Quick Maintenance

In case of failure related to the LED module or the system board, it can be serviced from the front. The LED module can be simply detached by the provided magnetic tool and replaced quickly without cabling.



Simple Power Connection

The LAEB series is operated with a single or double AC cable* without the need for a complicated power connection and enables neat installation.

* Two AC cables are needed for 110V AC.




* The above image is for illustrative purposes only.

Operating in a Humid Environment

The All-in-One Essential series can be operated under 90% RH* environment.

* Without condensation



Power Saving Standby Mode

When there is no input with remote control for a period of time, the screen turns off and the main circuit parts inside the LED cabinet go to a standby mode. This leads to saving power consumption.

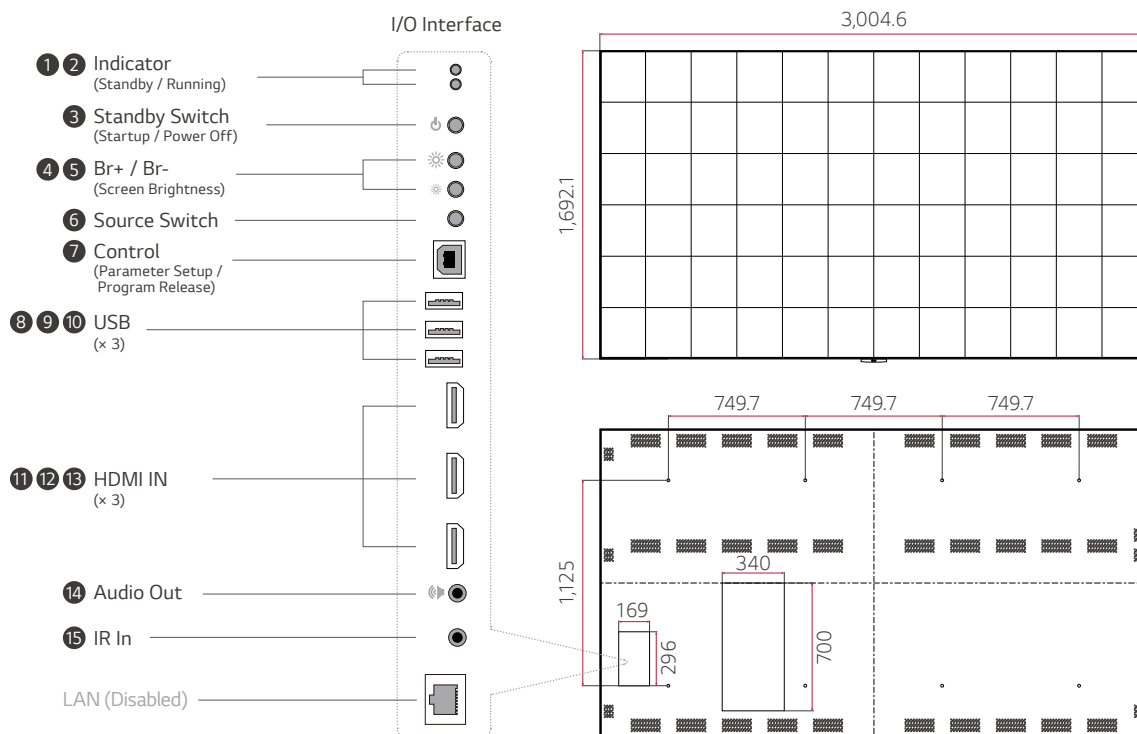
PRODUCT INFORMATION



LG LED All-in-One Essential Series

Inch	136"
Pixel Pitch	1.56 mm
Brightness	800 nit
Screen Resolution	1,920 × 1,080
Serviceability	Front
Controller	Embedded

CONNECTIVITY | DIMENSION (unit: mm)



Download
LG C-Display+
Mobile App
Google Play Store

- www.lg.com/global/business/information-display
- www.youtube.com/c/LGCommercialDisplay
- www.facebook.com/LGInformationDisplay
- www.linkedin.com/company/lginformationdisplay
- twitter.com/LG_ID_HQ

LG may make changes to specifications and product descriptions without notice. Copyright © 2020 LG Electronics Inc. All rights reserved. "LG Life's Good" is a registered trademark of LG Corp. The names of products and brands mentioned here may be the trademarks of their respective owners.

